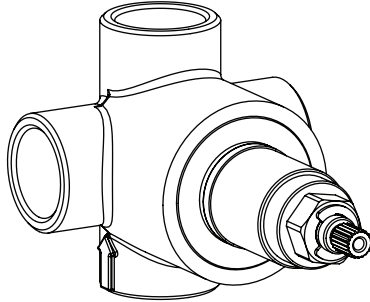




TVH.4371 | 3/4" 3-Way Diverter With Shut-Off



SPECIFICATIONS:

- Turn Handle for water diversion.
- Valve Flow Rate - 13.0 GPM @ 60 PSI
- Extension Available - TVH.E137**

STANDARDS:

- ASME A112.18.1 / CSA B125.1

! A separate volume control is **not** needed to turn water supply off. Volume control functionality is integrated within this valve.

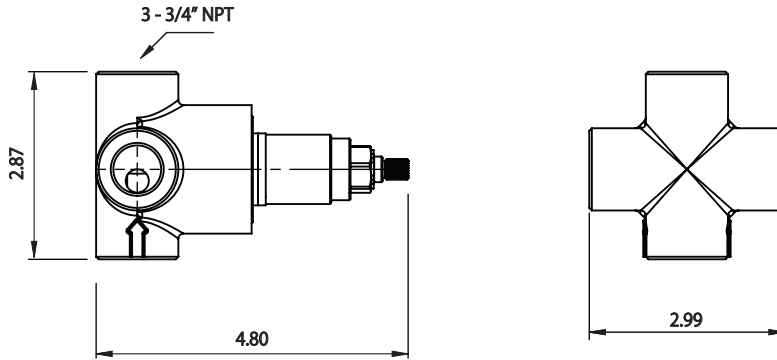
Legislation Compliance



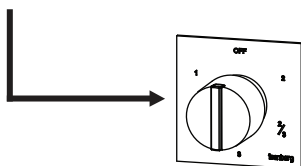
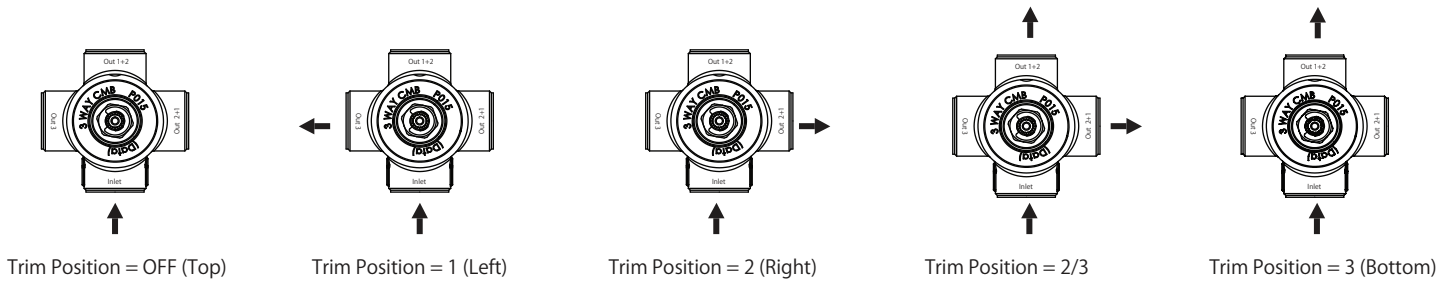
ZeroDrip Technology



Technical Diagram



Water Flow Diagram



Extension Kits

- (a) Diverter Handle Extension - TVH.E137